



مدرسة المتحدة الدولية

United School International

The Pearl Island جزيرة اللؤلؤة

an Orbital Education School

Phonics at USI

7th February 2024

Reading changes everything



مدرسة المتحدة الدولية
United School International
The Pearl Island جزيرة اللؤلؤة
an Orbital Education School

*Teach a child to read and keep that child reading and
we will change everything.
And I mean everything.*

Jeanette Winterson

What is phonics?



مدرسة المتحدة الدولية
United School International
The Pearl Island جزيرة اللؤلؤة
an Orbital Education School

Can you read this word?

z a s h

• • _____



What is phonics?

Sounds and Graphemes

Complex Speed Sounds Chart											
Complex Speed Sounds Chart											
Consonant sounds											
f	l	m	n	r	s	v	z	sh	th	ng	
ff	ll	mm	nn	rr	ss	ve	zz	ti		nk	
ph	le	mb	kn	wr	se		s	ci			
					ce		se				
b	c	d	g	h	j	p	qu	t	w	x	y
bb	k	dd	gg		g	pp		tt	wh		
	ck				ge						ch
	ch				dge						tch
Vowel sounds											
a	e	i	o	u	ay	ee	igh	ow			
	ea				ā-e	ē-e	i-e	ō-e			
					ai	y	ie	oa			
						ea	i	o			
						e	y				
oo	oo	ar	or	air	ir	ou	oy	ire	ear	ure	
ū-e			oor	are	ur	ow	oi				
ue			ore		er						
ew			aw								
			au								





English alphabetic code

- 44 sounds
- 26 letters
- Over 150+ graphemes (letter combinations)



One of the most complex alphabetic codes in the world.

Sounds Set 1, 2 and 3



There are 3 sets of sounds which your child will learn through their RWI phonics lessons.

Set 1 Sounds

m	a	s	d	t	i	n	
p	g	o	c	k	ck	u	
b	f	e	l	h	sh	r	
j	v	y	w	th	z	ch	
qu	x	ng	nk				

Set 2 Sounds

ay	ee	igh	ow	oo	oo
or	ar	air	ir	ou	oy

Set 3 Sounds

ea	oi	a-e	i-e	o-e
u-e	aw	are	ur	er
ow	ai	oa	ew	ire
ear	ure	tion	ious	ious

Pronunciation of the Sounds (ruthmiskin.com)



مدرسة المتحدة الدولية
United School International
The Pearl Island جزيرة اللؤلؤة
an Orbital Education School

Speed Sounds Set 1



Consonant sounds – stretchy

f	l	m	n	r	s	v	z	sh	th	ng
										nk

Consonant sounds – bouncy

b	c	d	g	h	j	p	qu	t	w	x	y	ch
	k											

Vowel sounds – bouncy

a	e	i	o	u
---	---	---	---	---

Vowel sounds – stretchy

ay	ee	igh	ow
----	----	-----	----


Vowel sounds – stretchy

oo	oo	ar	or	air	ir	ou	oy
----	----	----	----	-----	----	----	----

Name the pictures



مدرسة المتحدة الدولية
United School International
The Pearl Island جزيرة اللؤلؤة
an Orbital Education School



Teaching letter formation




مدرسة المتحدة الدولية
United School International
The Pearl Island جزيرة اللؤلؤة
an Orbital Education School

Handwriting phrases for helping your child to form letters

This works best if your child practises for a short time every day.

1. Show the picture side and air-write as you say the phrase.
2. Ask your child to practise in the air with you.
3. Using a sharp pencil and sat at a table, encourage your child to have a go.
4. Praise your child for their efforts.

m Maisie, mountain, mountain
a round the apple, down the leaf
s slither down the snake
d round his bottom, up his tall neck and down to his feet
t down the tower, across the tower
i down the body, dot for the head
n down Nobby, over his net
p down the plait and over the pirate's face
g round her face, down her hair and give her a curl





Sounds + blending = reading

- Oral Blending
- Fred Talk
- m _ a _ d = mad

Fred the Frog



Read with
Fred



Fred Talk Routine



1. Say the word in sounds as Fred e.g. c-a-t.
2. Ask your child to repeat. Can they 'jump-in' with the whole word?
3. Say the word in sounds followed by the whole word e.g. c-a-t, cat
4. Ask your child to repeat



What can I do?

1. Speak like Fred throughout the day.

2. Play Fred games at home with your child.

3. Use 'Fred Talk, read the word' to read words.



Fred Talk Games

Fred can only speak in sounds. He says m-a-t. He helps children sound out words for reading and spelling.

Fred Talk games are a fun way of using Fred Talk throughout the day to teach children to orally blend.

All Fred Talk games need to follow these steps:

1. Say the word in sounds. Ask children to repeat.
2. Say the word in sounds and then the whole word. Ask children to repeat.

Remember to Fred Talk single syllabic words at the end of the sentence.

Here are some example Fred Talk games:

Body parts

Fred instructs children to touch their nose, hands on your head etc.

1. Say 'Fred wants you to put your hands on your h-ea-d'.
2. Ask children to say 'h-ea-d'. Pause to see if they can blend and put their hands on their head.
3. Say 'h-ea-d, head'. Ask children to repeat.

Animals

Fred names an animal and the children make the noise of that animal.

1. Say 'Fred wants you to make the noise of a h-or-se'.
2. Ask children to say 'h-or-se'. Pause to see if they can blend and make the noise of a horse.
3. Say 'h-or-se, horse'. Ask children to repeat.

Fingers

Fred says a number and asks the children to show him that number of fingers.

1. Say 'Fred wants you to show him th-r-ee'.
2. Ask children to say 'th-r-ee'. Pause to see if they can blend and hold up three fingers.
3. Say 'th-r-ee, three'. Ask children to repeat.

Actions

This game is ideal for outdoor learning or P.E. lessons.

Fred instructs the children to clap, jump, dance etc.

1. Say 'Fred wants you to h-o-p'.
2. Ask children to say 'h-o-p'. Pause to see if they can blend and hop.
3. Say 'h-o-p, hop'. Ask children to repeat.

Pointing

Fred asks the children to point to various things in the classroom or outdoors.

1. Say 'Fred wants you to point to the c-l-o-ck'.
2. Ask children to say 'c-l-o-ck'. Pause to see if they can blend and point to the clock.
3. Say 'c-l-o-ck, clock'. Ask children to repeat.

We also recommend that you Fred Talk single syllabic words at the end of sentences throughout the day e.g. it is time for l-u-n-ch lunch, come and put on your c-oa-t-s coats.

Sounds + blending = reading



مدرسة المتحدة الدولية
United School International
The Pearl Island جزيرة اللؤلؤة
an Orbital Education School

s _ a _ t =

sat

t _ e _ n =

s _ t _ o _ p =

Speed Sounds Set 2



Consonant sounds – stretchy

f	l	m	n	r	s	v	z	sh	th	ng
										nk

Consonant sounds – bouncy

b	c	d	g	h	j	p	qu	t	w	x	y	ch
	k											

Vowel sounds – bouncy

a	e	i	o	u
---	---	---	---	---

Vowel sounds – stretchy

ay	ee	igh	ow
----	----	-----	----

Vowel sounds – stretchy

oo	oo	ar	or	air	ir	ou	oy
----	----	----	----	-----	----	----	----

Speed Sounds Set 3



Consonant sounds

f	l	m	n	r	s	v	z	sh	th	ng
ff	ll	mm	nn	rr	ss	ve	zz	ti		nk
ph	le	mb	kn	wr	se		s	ci		
					c		se			
					ce					

b	c	d	g	h	j	p	qu	t	w	x	y	ch
bb	k	dd	gg		j	pp		tt	wh			tch
	ck				g							
	ch				ge							
					dge							

Vowel sounds

a	e	i	o	u	ay	ee	igh	ow
	ea				<u>a-e</u>	<u>e-e</u>	<u>i-e</u>	<u>o-e</u>
					ai	y	ie	oa
						ea	i	o
						e	y	

oo	oo	ar	or	air	ir	ou	oy	ire	ear	ure
<u>u-e</u>			oor	are	ur	ow	oi			
ue			ore		er					
<u>ew</u>			<u>aw</u>							
			au							

Picture Phrases



ay



may I play?

2. day, play, may, way, lay, say, tray, spray

aw



yawn at dawn

3. saw, raw, law, straw, dawn, paw,
crawl, jaw, claw, yawn

'Special Friends', 'Fred Talk', read the word



مدرسة المتحدة الدولية
United School International
The Pearl Island جزيرة اللؤلؤة
an Orbital Education School

spray

crawl



What can you do?

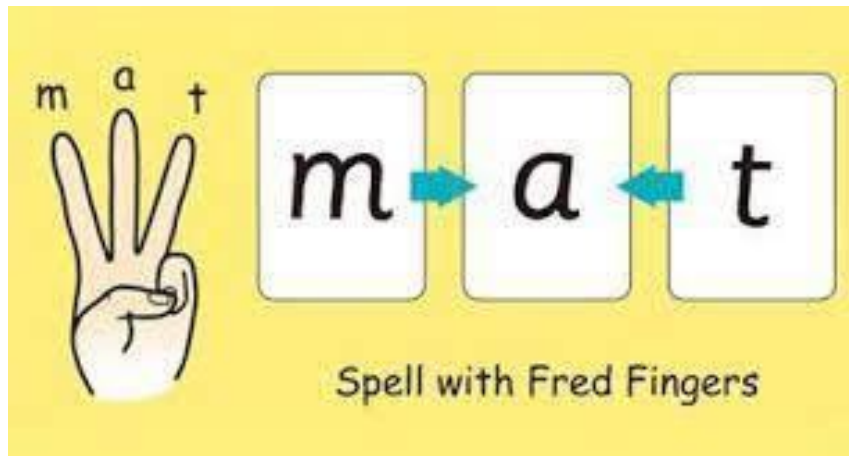
1. Go over the sounds and phrases with your child
2. Practise reading sounds speedily - ***‘review, review, review’***
3. Use ‘Special Friends’, ‘Fred Talk’, ‘read the word’ to read words





How to use phonics when writing?

- Encourage your child to sound out words with the 'Fred Finger's'
- Sounding out can only be done on words which are decodable
- The high frequency/ red words cannot be sounded out



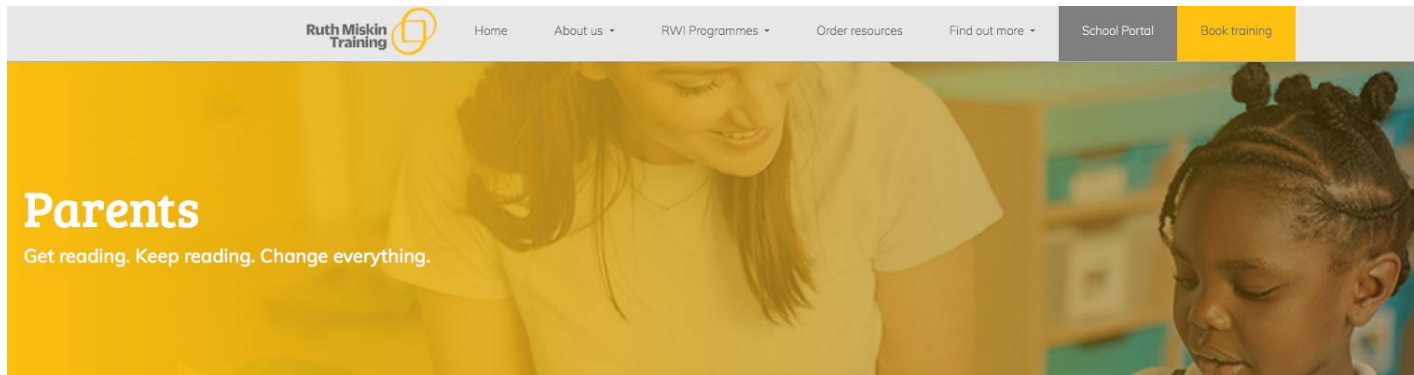
100 High Frequency Words

the	we	mum	get
and	can	one	just
a	are	them	now
to	up	do	came
said	had	me	oh
in	my	down	about
he	her	dad	got
I	what	big	their
of	there	when	people
it	out	it's	your
was	this	see	put
you	have	looked	could
they	went	very	house
on	be	look	old
she	like	don't	too
is	some	come	by
for	not	will	day
at	then	into	made
his	were	back	time
but	go	from	I'm
that	little	children	if
with	as	him	help
all	no	Mr	Mrs
an	saw	off	called
so	make	asked	here

Free Video Tutorials (ruthmiskin.com)



مدرسة المتحدة الدولية
United School International
The Pearl Island جزيرة اللؤلؤة
an Orbital Education School

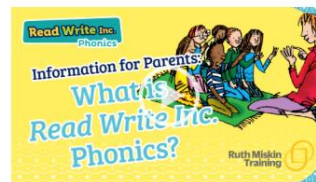
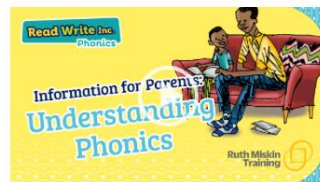


Read Write Inc. Phonics – information for parents

Our films show how we teach children to read and write with Read Write Inc. Phonics.

If your child is in a Read Write Inc. school or if you have bought a parent pack, the films will help you and your child practise together at home.

If you have a question for us, please get in touch via our [Facebook](#) and [Twitter](#) pages.





What can I do?

1. Use pure sounds, not letter names
2. Teach the picture names
3. Practise reading sounds speedily -
'review, review, review'
4. Use the handwriting phrases for writing only



Online resources available

Ruth Miskin Parents' Page:

<http://www.ruthmiskin.com/en/parents/>

Ruth Miskin Facebook:

<https://www.facebook.com/miskin.education>

Free e-books for home reading:

<http://www.oxfordowl.co.uk/Reading/>

Any other questions?



مدرسة المتحدة الدولية
United School International
The Pearl Island جزيرة اللؤلؤة
an Orbital Education School

Reading is the *one* ability that, once set in motion, has the capacity to feed itself, to grow exponentially, providing a base from which the possibilities are infinite.

Michael Morpurgo